

Business Area: 1410 - Ethiopia

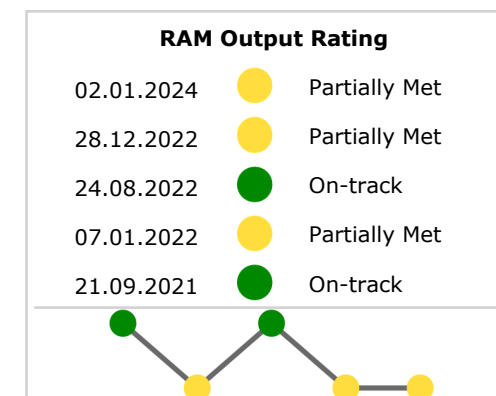
Output ID: 1410/A0/07/002/001

Output Title: 1 - 001 PREVENTION AND TREATMENT OF SAM

Full Output Statement: By 2025, prevention of wasting and treatment of children with acute malnutrition services are strengthened to deliver equitable quality and accessible services including during emergencies

Start Date: 01.Jul.2020

End Date: 30.Jun.2025



| Goal and Result Area | |
|-------------------------|---|
| Goal Description | Result Area Description |
| 31 - Survive and Thrive | 31-07 - Nutrition of adolescents and women |
| | 31-08 - Early detection and treatment of malnutrition |
| | 31-06 - Nutrition in early childhood |
| 80 - Survive and Thrive | 80-07 - Nutrition of adolescents and women (COVID) |
| | 80-08 - Early detection and treatment of malnutrition (COVID) |

| Specific Intervention Codes |
|--|
| SIC |
| 31-07-01 - Maternal nutrition, including counselling, micronutrient supplementation and dietary support |
| 31-08-01 - Early detection and treatment for children with life-threatening wasting |
| 31-08-02 - Preparedness and response for maternal and child nutrition |
| 31-08-04 - Strengthening data and national information systems in emergencies, including rapid assessments, IPC, smart surveys and other nutrition surveys |
| 31-08-99 - Technical assistance - Early detection and treatment of malnutrition |

| Implementing Strategies |
|--|
| Strategies |
| 001 - Systems strengthening and institution building |
| 006 - Fostering innovation and use of new technologies |
| 008 - Operational support to programme delivery |
| 080 - Systems strengthening to leave no one behind |

| Geo Locations |
|---------------|
|---------------|

Terms and Conditions

UNICEF applies the principles and requirements of the UNDG HACT Framework and the UNICEF HACT Policy and Programme Implementation Procedure to assess risk and obtain assurance that the funds transferred to implementing partners are used to achieve results as intended. The approach to risk management is determined by UNICEF offices based on factors such as programme context, risk profile of partners, program activities, locations, and other relevant considerations. This may involve capacity assessments, varied cash transfer modalities, programme monitoring, and financial assurance measures (spot checks, scheduled audits, or special audits). UNICEF collaborates with implementing partners to effectively carry out the necessary assessments, monitoring, and assurance activities.

Addis Ababa, Afar, Amhara, Benishangul Gumz, Gambela, Oromia, SNNP, Somali, Tigray

Responsible Activity Cost Centers







Addis Ababa, Ethiopia, Asosa, Awasa, Bahir Dar, Gambela, Jijiga, Mekelle, Oromiya, Semera

| Funding | |
|-------------------------------------|-------------|
| Donor | Allocation |
| Multi-donor | 10,696,592 |
| Global - Nutrition | 11,799 |
| Global - Thematic Humanitarian Resp | 5,351,009 |
| UNICEF (FOR GR ALLOCATIONS ONLY) | 5,333,784 |
| Private Sector | 11,886,082 |
| Committee for UNICEF Switzerland | 278,413 |
| Danish Committee for UNICEF | 10,254 |
| French Committee for UNICEF | 122,069 |
| German Committee for UNICEF | 2,079,208 |
| Japan Committee for UNICEF | 191,774 |
| Luxembourg Committee for UNICEF | 26,707 |
| Turkish National Comm for UNICEF | 4,850 |
| UNICEF-Saudi Arabia | 782,913 |
| United Kingdom Committee for UNICEF | 5,627,928 |
| United States Fund for UNICEF | 2,761,966 |
| Public Sector | 178,883,692 |
| British Government (DFID) | 798,480 |
| Bureau for Humanitarian Assistance | 96,069,034 |

Terms and Conditions

UNICEF applies the principles and requirements of the UNDG HACT Framework and the UNICEF HACT Policy and Programme Implementation Procedure to assess risk and obtain assurance that the funds transferred to implementing partners are used to achieve results as intended. The approach to risk management is determined by UNICEF offices based on factors such as programme context, risk profile of partners, program activities, locations, and other relevant considerations. This may involve capacity assessments, varied cash transfer modalities, programme monitoring, and financial assurance measures (spot checks, scheduled audits, or special audits). UNICEF collaborates with implementing partners to effectively carry out the necessary assessments, monitoring, and assurance activities.

| | |
|-------------------------------|--------------------|
| Canada | 4,212,796 |
| Denmark | 60,131 |
| European Commission / ECHO | 23,874,998 |
| France | 28,021 |
| German Federal Foreign Office | 351,386 |
| Germany | 125,444 |
| Japan | 808,295 |
| KfW - Germany | 3,399,882 |
| Norway | 68,960 |
| SIDA - Sweden | 3,045,249 |
| The United Kingdom | 19,269,871 |
| UNOCHA | 10,327,384 |
| USA (State) BPRM | 562,206 |
| USAID/Food for Peace | 10,504,054 |
| United Arab Emirates | 5,377,501 |
| Total | 201,466,366 |

| Activities | | | | | |
|--|------------------------|------------|-----------|-------------|---|
| Activity | WBS | Commitment | Actual | Utilization | |
| FD PREVENTION AND TREATMENT OF SAM | 1410/A0/07/002/001/001 | 6,832,244 | 6,720,477 | 13,552,721 |  |
| FD ADVOCACY AND COMMUNICATION FOR DEVELO | 1410/A0/07/002/001/002 | 0 | 6,778,672 | 6,778,672 |  |
| FD CAPACITY BUILDING FOR THE GOVERNMENT | 1410/A0/07/002/001/003 | 60,645 | 2,472,319 | 2,532,964 |  |
| OR CAPACITY BUILDING FOR THE GOVERNMENT | 1410/A0/07/002/001/004 | 257,813 | 1,108,466 | 1,366,278 |  |
| BG CAPACITY BUILDING FOR THE GOVERNMENT | 1410/A0/07/002/001/005 | 1,654 | 668,619 | 670,273 |  |
| SN CAPACITY BUILDING FOR THE GOVERNMENT | 1410/A0/07/002/001/006 | 0 | 783,530 | 783,530 |  |

Terms and Conditions

UNICEF applies the principles and requirements of the UNDG HACT Framework and the UNICEF HACT Policy and Programme Implementation Procedure to assess risk and obtain assurance that the funds transferred to implementing partners are used to achieve results as intended. The approach to risk management is determined by UNICEF offices based on factors such as programme context, risk profile of partners, program activities, locations, and other relevant considerations. This may involve capacity assessments, varied cash transfer modalities, programme monitoring, and financial assurance measures (spot checks, scheduled audits, or special audits). UNICEF collaborates with implementing partners to effectively carry out the necessary assessments, monitoring, and assurance activities.

| | | | | | |
|--|------------------------|------------|-------------|-------------|--|
| AM CAPACITY BUILDING FOR THE GOVERNMENT | 1410/A0/07/002/001/007 | 133,493 | 2,536,896 | 2,670,389 | |
| GB CAPACITY BUILDING FOR THE GOVERNMENT | 1410/A0/07/002/001/008 | 12,758 | 88,155 | 100,913 | |
| SO CAPACITY BUILDING FOR THE GOVERNMENT | 1410/A0/07/002/001/009 | 19,193 | 1,712,008 | 1,731,200 | |
| TG CAPACITY BUILDING FOR THE GOVERNMENT | 1410/A0/07/002/001/010 | 17,149 | 597,370 | 614,520 | |
| AF CAPACITY BUILDING FOR THE GOVERNMENT | 1410/A0/07/002/001/011 | 49,573 | 996,092 | 1,045,665 | |
| FD SERVICE DELIVERY: PROCUREMENT AND MAN | 1410/A0/07/002/001/012 | 12,386,955 | 129,803,473 | 142,190,428 | |
| OR SERVICE DELIVERY: PROCUREMENT AND MAN | 1410/A0/07/002/001/013 | 22,211 | 421,986 | 444,197 | |
| BG SERVICE DELIVERY: PROCUREMENT AND MAN | 1410/A0/07/002/001/014 | 0 | 160,411 | 160,411 | |
| SN SERVICE DELIVERY: PROCUREMENT AND MAN | 1410/A0/07/002/001/015 | 0 | 46,926 | 46,926 | |
| AM SERVICE DELIVERY: PROCUREMENT AND MAN | 1410/A0/07/002/001/016 | 0 | 411,306 | 411,306 | |
| GB SERVICE DELIVERY: PROCUREMENT AND MAN | 1410/A0/07/002/001/017 | 0 | 105,722 | 105,722 | |
| SO SERVICE DELIVERY: PROCUREMENT AND MAN | 1410/A0/07/002/001/018 | 106,333 | 882,763 | 989,096 | |
| TG SERVICE DELIVERY: PROCUREMENT AND MAN | 1410/A0/07/002/001/019 | 0 | 484,095 | 484,095 | |
| AF SERVICE DELIVERY: PROCUREMENT AND MAN | 1410/A0/07/002/001/020 | 146,097 | 888,103 | 1,034,200 | |
| AA SERVICE DELIVERY: PROCUREMENT AND MAN | 1410/A0/07/002/001/021 | 0 | 107,048 | 107,048 | |
| FD COORDINATION, PLANNING, MONITORING AN | 1410/A0/07/002/001/024 | 753,518 | 4,746,167 | 5,499,685 | |
| OR COORDINATION, PLANNING, MONITORING AN | 1410/A0/07/002/001/025 | 0 | 2,944,701 | 2,944,701 | |
| BG COORDINATION, PLANNING, MONITORING AN | 1410/A0/07/002/001/026 | 0 | 8,338 | 8,338 | |
| SN COORDINATION, PLANNING, MONITORING AN | 1410/A0/07/002/001/027 | 0 | 593,398 | 593,398 | |
| AM COORDINATION, PLANNING, MONITORING AN | 1410/A0/07/002/001/028 | 0 | 414,276 | 414,276 | |
| GB COORDINATION, PLANNING, MONITORING AN | 1410/A0/07/002/001/029 | 0 | 29,290 | 29,290 | |
| SO COORDINATION, PLANNING, MONITORING AN | 1410/A0/07/002/001/030 | 8,119 | 534,218 | 542,337 | |
| TG COORDINATION, PLANNING, MONITORING AN | 1410/A0/07/002/001/031 | 128,024 | 282,780 | 410,804 | |
| AF COORDINATION, PLANNING, MONITORING AN | 1410/A0/07/002/001/032 | 32,653 | 656,492 | 689,145 | |
| FD SUPPORT THE LAST MILE DELIVERY OF SUP | 1410/A0/07/002/001/033 | 0 | 641,295 | 641,295 | |

Terms and Conditions

UNICEF applies the principles and requirements of the UNDG HACT Framework and the UNICEF HACT Policy and Programme Implementation Procedure to assess risk and obtain assurance that the funds transferred to implementing partners are used to achieve results as intended. The approach to risk management is determined by UNICEF offices based on factors such as programme context, risk profile of partners, program activities, locations, and other relevant considerations. This may involve capacity assessments, varied cash transfer modalities, programme monitoring, and financial assurance measures (spot checks, scheduled audits, or special audits). UNICEF collaborates with implementing partners to effectively carry out the necessary assessments, monitoring, and assurance activities.

| | | | | | |
|---|------------------------|---------|-----------|-----------|--|
| SN SUPPORT THE LAST MILE DELIVERY OF SUP | 1410/A0/07/002/001/036 | 0 | 342,241 | 342,241 | |
| AM SUPPORT THE LAST MILE DELIVERY OF SUP | 1410/A0/07/002/001/037 | 0 | 282,954 | 282,954 | |
| SO SUPPORT THE LAST MILE DELIVERY OF SUP | 1410/A0/07/002/001/039 | 42,328 | 244,219 | 286,547 | |
| TG SUPPORT THE LAST MILE DELIVERY OF SUP | 1410/A0/07/002/001/041 | 0 | 9,332 | 9,332 | |
| OR SUPPORT THE LAST MILE DELIVERY OF SUP | 1410/A0/07/002/001/046 | 0 | 48,422 | 48,422 | |
| FD IMPLEMENT PROGRAM ADAPTATION INTERVEN | 1410/A0/07/002/001/047 | 0 | 201,145 | 201,145 | |
| OR IMPLEMENT PROGRAM ADAPTATION INTERVEN | 1410/A0/07/002/001/048 | 5,967 | 125,594 | 131,561 | |
| SO IMPLEMENT PROGRAM ADAPTATION INTERVEN | 1410/A0/07/002/001/054 | 31,483 | 229,108 | 260,591 | |
| AM NUTRITION EMERGENCY RESPONSE FOR TIGR | 1410/A0/07/002/001/065 | 0 | 979,113 | 979,113 | |
| TG NUTRITION EMERGENCY RESPONSE FOR TIGR | 1410/A0/07/002/001/066 | 493,934 | 4,651,861 | 5,145,795 | |
| SD CAPACITY BUILDING FOR THE GOVERNMENT | 1410/A0/07/002/001/068 | 0 | 245,645 | 245,645 | |
| SD SERVICE DELIVERY: PROCUREMENT AND MAN | 1410/A0/07/002/001/069 | 0 | 17,921 | 17,921 | |
| SD COORDINATION, PLANNING, MONITORING AN | 1410/A0/07/002/001/070 | 0 | 53,509 | 53,509 | |
| SWEP-CAPACITY BUILDING FOR THE GOVERNMENT AND PARTNERS: ROLE OUT OF AM GUIDELINE, | 1410/A0/07/002/001/071 | 0 | 147,348 | 147,348 | |
| SWEP-SERVICE DELIVERY: PROCUREMENT AND MANAGEMENT OF SAM TREATMENT SUPPLIES, EQU | 1410/A0/07/002/001/072 | 0 | 2,000 | 2,000 | |
| SWEP-COORDINATION, PLANNING, MONITORINGAND EVIDENCE GENERATION: COORDINATION AND | 1410/A0/07/002/001/073 | 0 | 20,964 | 20,964 | |
| SN CEPR-CAPACITY BUILDING FOR THE GOVERNMENT AND PARTNERS: ROLE OUT OF AM GUIDELI | 1410/A0/07/002/001/074 | 0 | 24,842 | 24,842 | |
| SN SEPR-CAPACITY BUILDING FOR THE GOVERNMENT AND PARTNERS: ROLE OUT OF AM GUIDELI | 1410/A0/07/002/001/075 | 0 | 27,132 | 27,132 | |
| SN CEPR-SERVICE DELIVERY: PROCUREMENT AND MANAGEMENT OF SAM TREATMENT SUPPLIES, | 1410/A0/07/002/001/076 | 4,560 | 0 | 4,560 | |
| SN SEPR-SERVICE DELIVERY: PROCUREMENT AND MANAGEMENT OF SAM TREATMENT SUPPLIES, | 1410/A0/07/002/001/077 | 259,267 | 5,424 | 264,691 | |
| SN CEPR-COORDINATION, PLANNING, MONITORING AND EVIDENCE GENERATION: COORDINATION | 1410/A0/07/002/001/078 | 42,231 | 30,125 | 72,356 | |

Terms and Conditions

UNICEF applies the principles and requirements of the UNDG HACT Framework and the UNICEF HACT Policy and Programme Implementation Procedure to assess risk and obtain assurance that the funds transferred to implementing partners are used to achieve results as intended. The approach to risk management is determined by UNICEF offices based on factors such as programme context, risk profile of partners, program activities, locations, and other relevant considerations. This may involve capacity assessments, varied cash transfer modalities, programme monitoring, and financial assurance measures (spot checks, scheduled audits, or special audits). UNICEF collaborates with implementing partners to effectively carry out the necessary assessments, monitoring, and assurance activities.

| | | | | | |
|---|------------------------|-------------------|--------------------|--------------------|--|
| SN SEPR-COORDINATION, PLANNING, MONITORING AND EVIDENCE GENERATION: COORDINATION | 1410/A0/07/002/001/079 | 0 | 34,758 | 34,758 | |
| Total | | 21,848,202 | 176,349,046 | 198,197,248 | |

Terms and Conditions

UNICEF applies the principles and requirements of the UNDG HACT Framework and the UNICEF HACT Policy and Programme Implementation Procedure to assess risk and obtain assurance that the funds transferred to implementing partners are used to achieve results as intended. The approach to risk management is determined by UNICEF offices based on factors such as programme context, risk profile of partners, program activities, locations, and other relevant considerations. This may involve capacity assessments, varied cash transfer modalities, programme monitoring, and financial assurance measures (spot checks, scheduled audits, or special audits). UNICEF collaborates with implementing partners to effectively carry out the necessary assessments, monitoring, and assurance activities.